



Rahul International School  
HOLISTIC EXCELLENCE

# RAHUL INTERNATIONAL SCHOOL

## SUMMER-BREAK HOLIDAY HOMEWORK

Academic Session (2026-27)

GRADE – V

### ☀ Summer Holiday Message 📝

With summer holidays around the corner, our hearts swell with a spectrum of emotions– joy, excitement, and the promise of rejuvenation.

To ensure the continuity of learning while allowing ample time for rest and creativity, we have designed an enriching Holiday Homework. It aims to keep you constructively engaged and help chase away boredom in meaningful ways.

- ✨ Begin your day with a good book.
- 📰 Make it a habit to read an English newspaper daily.
- ✍ Complete your holiday assignments sincerely.
- 📞 Stay connected with your subject teachers for any support.

Unleash your imagination, nurture your talents, and let your creativity shine. Have fun, stay safe, and make this summer a time of joyful learning and memorable moments.

Happy Holidays! —  
The Rahul International School










Rahul International School  
HOLISTIC EXCELLENCE

# RAHUL INTERNATIONAL SCHOOL

CLASS – V  
Summer Holidays (2026-27)  
Homework

S No	Subjects	Work
1.	ENGLISH	<p>HOLIDAY HOMEWORK - ENGLISH CLASS-V SESSION--(2026-2027) SECTION (A) - ENGLISH LITERATURE</p> <p>Q1. Draw a simple <u>diya</u> or <u>bulb</u> . Inside it write 3 good qualities you have. *Title:* <u>The Light Within</u> *Example:* Kind, Honest, Helpful</p> <p>Q2. Answer the following questions : -- 1. What is the most important time? Now 2. Who is the most important person? The one with you 3. What is the most important thing to do? Do good</p> <p>SECTION (B) - GRAMMAR .</p> <p>Q3. Make 4 columns and write 3 nouns each: Person - Place - Animal - Thing -</p> <p>Q4. Join the following pairs of sentences with who/which/whose. 1. Nandita is the girl. She won the first prize. 2. Feed the children. They are hungry. 3. Swapnil saw a dog. It had a long tail. 4. She is the lady. Her purse was stolen. 5. These flowers grow in our garden. They are not for sale.</p> <p>Q5. Project work:- 1. Make colorful chart on noun and it's kind and Relative pronoun. 2. Write and learn 10 new words every week.</p> <p>Submission Date : _____ Subject Teacher: _____</p>
2.	HINDI	<p>ग्रीष्मकालीन गृह कार्य</p> <p>*नन्हा पथिक कविता के आधार पर अपने ज्ञान और अज्ञान को एक अनुच्छेद के रूप में लिखें।</p> <p>*चित्तौड़ कहां स्थित है तथा इसका निर्माण किसने करवाया था उसके बारे में एक अनुच्छेद लिखें।</p> <p>*किसी भी यात्रा का वर्णन करें जहां पर आप घूमने गए हो।</p> <p>*प्रोजेक्ट कार्य a4 साइज शीट पर एक टी एल एम तैयार करें टॉपिक संज्ञा कब पूर्ण विवरण दें।</p> <p>*छूटा हुआ कार्य तथा पुस्तिका कार्य पूर्ण करें वह याद करें।</p> <p>*मुहावरे एवं लोकोक्तियां याद कर अपनी कापी में लिखें।</p>

3	MATHS	<p>Maths Holiday Homework</p> <p>1. Textbook Exercises Complete the math exercises from your textbook on the following pages: Pg: 22, 23, 29, 30, 31, 50,53, 72</p> <p>2. Creativity &amp; Puzzles (From Page 51) Hit a Century: Using all the non-zero digits i.e. 1, 2, 3, 4, 5, 6, 7, 8, 9 in sequence, place plus (+) and minus (-) signs in between them so that the result of the arithmetic operation so formed is 100. Creativity Challenge: Using all the non-zero digits i.e. 1, 2, 3, 4, 5, 6, 7, 8, 9 in sequence. Place plus (+) and minus (-) signs in between them so that the result of the arithmetic operation so formed is 50. <b>THIS WORK SHOULD BE DONE IN SEPARATE COPY.</b></p> <p>3. Project Activity (Do Any One) Choose one of the following creative projects to complete: Option A: Make a divisibility chart or project (divisibility part). Option B: Create Roman Numerals from 1 to 30 using matchsticks or other craft materials.</p>
4	SST	<p> <b>SUMMER HOLIDAY HOMEWORK</b> </p> <p>Class V – SST Topic: Climate Zones of the Earth Prepare a beautiful and creative 3D Model or chart of the Climate Zones of the Earth. You can also take help from your book Page No. 112.</p> <p> <b>Materials Required:</b> Thermocol ball / Plastic ball Cardboard, Colours, Colour paper Glue &amp; scissors, Labels / toothpicks</p> <p> <b>Instructions:</b> Paint the Earth neatly. Show the three climatic zones: Use different colours for each zone. Add labels and arrows showing sunlight rays.</p> <p> <b>Make Your Model Attractive:</b> ★ Use bright colours and neat labelling. ★ Decorate the base with borders and headings. ★ Keep your model clean and creative.</p> <p> <b>Happy Holidays &amp; Happy Learning!</b> </p>
5	COMPUTER	<p>Holiday homework:- Create a chart paper presentation on Computer Generations .Include relevant drawings and pasted pictures.</p>
6	SCIENCE	<p><b>*CHAPTER 1: THE WORLD OF PLANTS*</b></p> <p><b>*Q1. Fill in the blanks –</b> 1. The part of plant that makes food is _____. 2. Plants that grow in water are called _____ plants. 3. _____ carries water from roots to leaves.</p> <p><b>*Q2. Answer in short –</b> 4. Name 2 functions of roots. 5. Why are leaves called ‘food factory’ of plants? 6. How is a climber different from a creeper? Give 1 example each.</p>

\*Activity 1: Leaf Collection –  
Collect 5 different leaves. Paste on A4 sheet. Write:  
Name of plant, Shape, Edge – smooth/toothed, Veins – parallel/network  
\_Tip: Use old newspaper to dry leaves first.\_

**\*CHAPTER 2: ANIMALS EVERYWHERE\***

\*Q3. Name them –

1. Animal that lives both in water and on land.
2. Animal that has no teeth but long sticky tongue.
3. Bird that cannot fly.

\*Q4. Give reason –

4. Fish have streamlined body.
5. Camels have long eyelashes and humps.
6. Birds have hollow bones.

\*Q5. Match –

**\*\*Animal\*\*    \*\*Movement\*\***

1. Snake            a) Hops
2. Frog            b) Slithers
3. Duck            c) Swims

\*Activity 2: Animal Habitat Chart –

Draw/Paste 3 animals each for: Land, Water, Air

Write 1 adaptation of each. Example: \_Duck – webbed feet for swimming\_

---

**\*CHAPTER 3: FOOD AND HEALTH\***

\*Q6. One word answer –

1. Disease caused by lack of Vitamin D.
2. Food item that gives us energy instantly.
3. Main source of roughage.

\*Q7. True or False –

4. We should eat same food daily.
5. Junk food makes us strong.
6. Water helps in digestion.

\*Q8. Answer briefly –

7. What is a balanced diet? Name its 5 components.
8. Why should we wash hands before eating?
9. Write 2 ways to avoid food wastage.

\*Activity 3: My Healthy Plate –

Draw a circle on A4 sheet. Divide into 4 parts. Draw/paste 1 food for:  
Energy-giving, Body-building, Protective, Roughage  
Label and colour it. Write 1 benefit of each.

**\*CREATIVE PROJECT –**

\*Topic: “Parts of a Plant We Eat”\*

		<p>Make a chart with real/picture examples. Show 1 food item for:          Root – _carrot_, Stem – _potato_, Leaf – _spinach_, Flower – _cauliflower_, Fruit – _apple_, Seed – _rice_          Write which part we eat. Decorate border with plant drawings.</p> <p>---</p> <p><b>*DAILY OBSERVATION TASK*</b></p> <p><b>*“Seed to Sapling” –</b>          Take 2 seeds – rajma/chana. Keep one in wet cotton, one in dry cotton.          Observe for 7 days. Draw picture of growth on Day 1, 4, 7.          Write: Which grew better? Why?</p>
7	SANSKRIT	<p>ग्रीष्मकालीन गृह कार्य</p> <p>*पाठ एक श्लोक याद करें व लिखें</p> <p>*a4 साइज शीट पर कारक चार्ट बनाकर लाएं</p> <p>*संस्कृत के सभी कार्य को करें तथा पुनः उसे याद करें।</p>
8	DRAWING	<p>Holiday Homework of summer          Sub. - art</p> <p>Flowers            page no. 10          Swan                11          Blade art work.    12          Lotus.                13          Butterfly.            14          Sheep                15          Boy and toy.        16          Flowers pot.        18</p> <p>Note :- All work complete in your book .</p>

“Wishing you all a very happy summer vacation also we encourage you to approach the syllabus of Ut-1 enthusiasm and dedication, impressing each opportunity for discovery and development.”

**Thank you**